



Fortis 33HB
Shown in Starlight Graphics

CHASSIS | ENGINE | TIRES

- Ford® Chassis
7.3L, 350HP Engine | 468 lb/ft Torque w/6 Speed Torq-Shift® Automatic Transmission w/Overdrive & Tow/Haul Mode
- Truss Platform
- Electronic Instrument Panel
- Auto Head Lights
- Standard Traction Control
- 4-Point Fully Automatic Hydraulic Leveling Jacks
- Tow Hitch Rating 8,000#
- Chassis Frame: Ladder Type, Single Channel 36,000psi - 50,000psi Steel, E-Coated

CHASSIS & TIRE SIZES

32RW	22K CHASSIS	235/80R 22.5" TIRES
33HB	22K CHASSIS	235/80R 22.5" TIRES
34MB	22K CHASSIS	235/80R 22.5" TIRES
36DB	26K CHASSIS	255/80R 22.5" TIRES

EXTERIOR

- Aerodynamic Front Cap w/Hood & Automotive Headlights
- Automotive, Bonded, One Piece Windshield
- Remote Power Heated Mirrors w/Turn Indicators and Side Cameras
- Power Entry Step w/Light
- Pass Through Storage
- One Piece Fiberglass Wall w/No Luan Backer
- Exterior Entertainment Center w/LED TV
- 50 Amp Service/Whole House EMS
- 5.5kW Onan Generator w/Auto Gen Start
- 100w Solar Panel
- 100 Fresh, 50 Gray (RW,HB,MB) | 80 Gray (DB), 50 Black Tanks (Gallon)
- (4) 6Volt House Batteries

- 10 Gallon Water Heater (32RW, 33HB, 34MB)
- Tankless Water Heater (36DB)
- 2000W Inverter
- Partial Paint

INTERIOR

- Hide-A-Loft™ Electric Drop Down Bed
- Sony® Dash Stereo w/CarPlay®
- Ducted A/C System
- Stainless Steel Farmhouse Galley Sink
- Residential Refrigerator
- Power Ceiling Vents
- 3-Burner Range w/Glass Cover
- IllumaPlex Control System w/Mobile App
- Solid Surface Galley Countertops & Sink Covers
- King Bed
- CPAP Storage Ready Above Master Bed
- Easy Hose Access with a 110 Volt Electrical Outlet for Power and an Automatic Night Light Inside the Cabinetry

OPTIONS

- Liquid Spring® Suspension — Front/Rear
- SumoSprings® — Front/Rear
- Steering Stabilizer System
- KING® Universal Satellite System
- Roof Vent Rain Covers
- Full Body Paint
- Manual Theater Seating
- LP Refrigerator 8 Ft³
- Washer/Dryer All In One Combo
- Stackable Washer/Dryer
- Dual Glazed Windows

32RW | 33HB | 34MB | 36DM

Options: 096, 105, 126, 131, 194, 230, 435, 470, 471, 472, 580, 605

TOP FLOORPLAN FEATURES

32RW

1. Sleeps up to 6
2. Large Master Bedroom and Wardrobe
3. Ducted A/C System
4. Stainless Steel Farmhouse Galley Sink
5. 3-Burner Gas Range w/Glass Covers
6. Sony® Dash Stereo w/CarPlay®/Android Auto

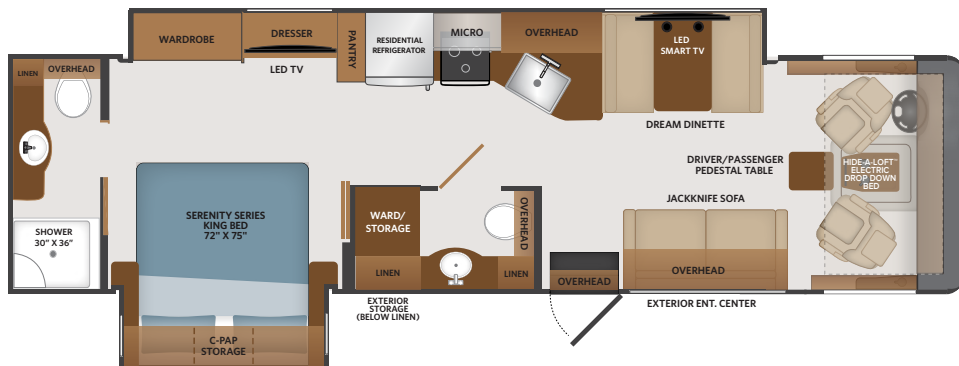


Options: 096, 105, 126, 131, 194, 230, 435, 470, 471, 472, 580, 605

TOP FLOORPLAN FEATURES

33HB

1. Sleeps up to 6
2. Bath-and-a-Half
3. CPAP Storage in Bedroom Overhead Cabinetry
4. LED Smart TV in Living Room
5. Additional Wardrobe and Dresser Bedroom Storage
6. Additional Exterior Storage Above the Belt Line



**FORTIS
OPTIONS**

096	KING® Universal Satellite System	194	Manual Theater Seating	471	Steering Stabilizer System
105	Dometic 8CF Double Door Refrierator - LP	230	Roof Vent Rain Covers	472	Liquid Spring® Suspension — Front/Rear
126	Washer/Dryer — All In One Combo	435	Ford® CSA Package	580	Collision Mitigation
131	Stackable Washer/Dryer	470	SumoSprings® - Front/Rear	605	Dual Glazed Windows

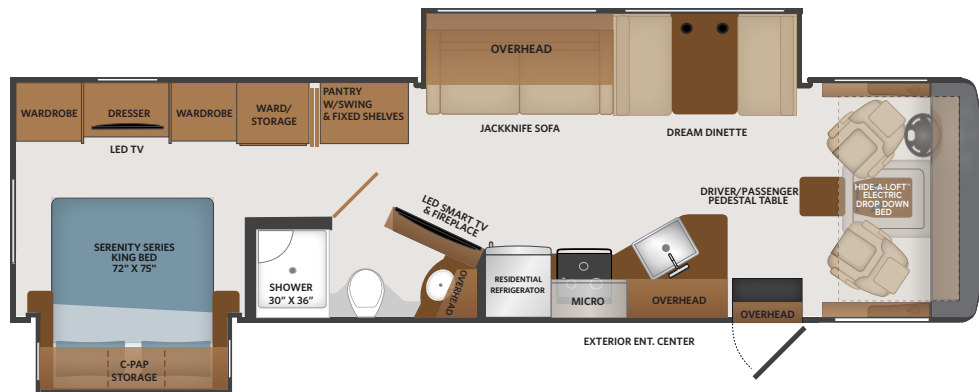
32RW | 33HB | 34MB | 36DM

Options: 096, 105, 126, 131, 194, 230, 435, 470, 471, 472, 580, 605

TOP FLOORPLAN FEATURES

34MB

1. Sleeps up to 6
2. Jackknife Sofa (folds down into a bed)
3. Deep Pantry Storage Functions as a Lazy Susan with Additional Storage Shelves
4. IllumaPlex Control System w/App
5. Power Ceiling Vents
6. Generous Wardrobe and Dresser Bedroom Storage

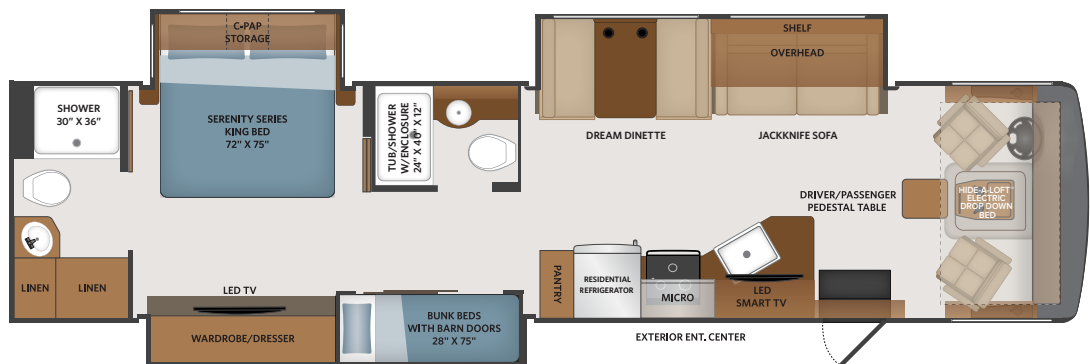


Options: 096, 105, 126, 131, 194, 230, 435, 470, 471, 472, 580, 605

TOP FLOORPLAN FEATURES

36DB


1. Sleeps up to 8
2. Bunk Beds 28\"x75\" with Sliding Barn Doors
3. CPAP Storage in Master Bedroom
4. IllumaPlex Control System w/App
5. 2 Full Lavys
6. Power Ceiling Vents
7. Generous Wardrobe and Dresser Bedroom Storage
8. Mid Lavy includes Tub/Shower with Enclosure
9. 26,000# Chassis




**FORTIS
OPTIONS**

096	KING® Universal Satellite System	194	Manual Theater Seating	471	Steering Stabilizer System
105	Dometic 8CF Double Door Refrierator - LP	230	Roof Vent Rain Covers	472	Liquid Spring® Suspension — Front/Rear
126	Washer/Dryer — All In One Combo	435	Ford® CSA Package	580	Collision Mitigation
131	Stackable Washer/Dryer	470	SumoSprings® - Front/Rear	605	Dual Glazed Windows


DOMINO



OUTER BANKS



SATELLITE



- | | | | |
|-----------------|--------------|--------------|-----------|
| 1 SOFA | 3 BEDDING | 5 FLOORING | 7 VALANCE |
| 2 LIVING ACCENT | 4 COUNTERTOP | 6 BACKSPLASH | |



ENGLISH CHESTNUT



GREYSTONE



HERITAGE
 (PAINTED CABINETRY)



WINTER FOG
 (PAINTED W/GLAZED ACCENTS CABINETRY)



PARTIAL PAINT



KHAKI — PARTIAL PAINT



STARLIGHT— PARTIAL PAINT




PREMIUM FOUR COLOR, FULL BODY PAINT



BATTLE AXE — FULL PAINT



CASTLE ROCK — FULL PAINT



CHASSIS	32RW	33HB	34MB	36DB
Wheelbase (inches)	228"	228"	242"	252"
Front GAWR (lbs)	8,000	8,000	9,000	9,000
Rear GAWR (lbs)	15,000	15,000	15,000	17,500
GCWR (lbs)	26,000	26,000	26,000	30,000
GVWR (lbs)	22,000	22,000	22,000	26,000
Hitch Rating Weight (lbs)	8,000	8,000	8,000	8,000
Tongue Weight (lbs)	800	800	800	800
Fuel Capacity (gal)	80	80	80	80

DIMENSIONS AND CAPACITIES	32RW	33HB	34MB	36DB
Overall Length (inches)	34' 6"	35' 0"	35' 6"	38' 11"
Overall Height (with A/C)	12' 10"	12' 10"	12' 10"	12' 10"
Overall Width (maximum)	100"	100"	100"	100"
Interior Height (maximum)	82"	82"	82"	82"
Interior Width (maximum)	96"	96"	96"	96"
Patio Awning Width (ft./in.)	14' 0"	14' 0"	20' 0"	12' 0"
Interior Storage (cu. ft.)	153	152	128	148
Exterior Storage (cu. ft.)	138	145	134	120
Fresh Water Holding Tank (gal)	100	100	100	100
Grey Water Holding Tank (gal)	50	50	50	80
Black Water Holding Tank (gal)	50	50	50	50
Appliance Propane Tank (gal) (WC)	25	25	25	25
Water Heater Tank (gal)	10	10	10	TANKLESS

FORD® CHASSIS

Model: Ford®

Engine: 7.3L Triton V8

Transmission: Ford® 6-Speed, Automatic w/Overdrive

Alternator: 175 Amp

Torque: 468 lb.-ft. @ 3,000 RPM

Horsepower: 350HP @ 3,900 RPM



All 2022 REV Recreation Group motorhomes include a limited one year/15,000-mile coach warranty and three-year/45,000-mile structural warranty, whichever occurs first, and is fully transferable for the first 12 months.

Product information, photography and illustrations included in this publication were as accurate as possible at the time of printing. For further product information and changes, please visit our website at www.fleetwoodrv.com or contact your local Fleetwood dealer. Prices, materials, design and specifications are subject to change without notice. All weights, fuel, liquid capacities and dimensions are approximate. Fleetwood RV has designed its recreational vehicles to provide a variety of uses for its customers. Each vehicle features optimal seating, sleeping, storage and fluid capacities. The user is responsible for selecting the proper combination of loads (i.e., occupants, equipment, fluids cargo, etc.) to ensure that the vehicle's capacities are not exceeded.