



TOP FEATURES

CHASSIS / PLATFORM

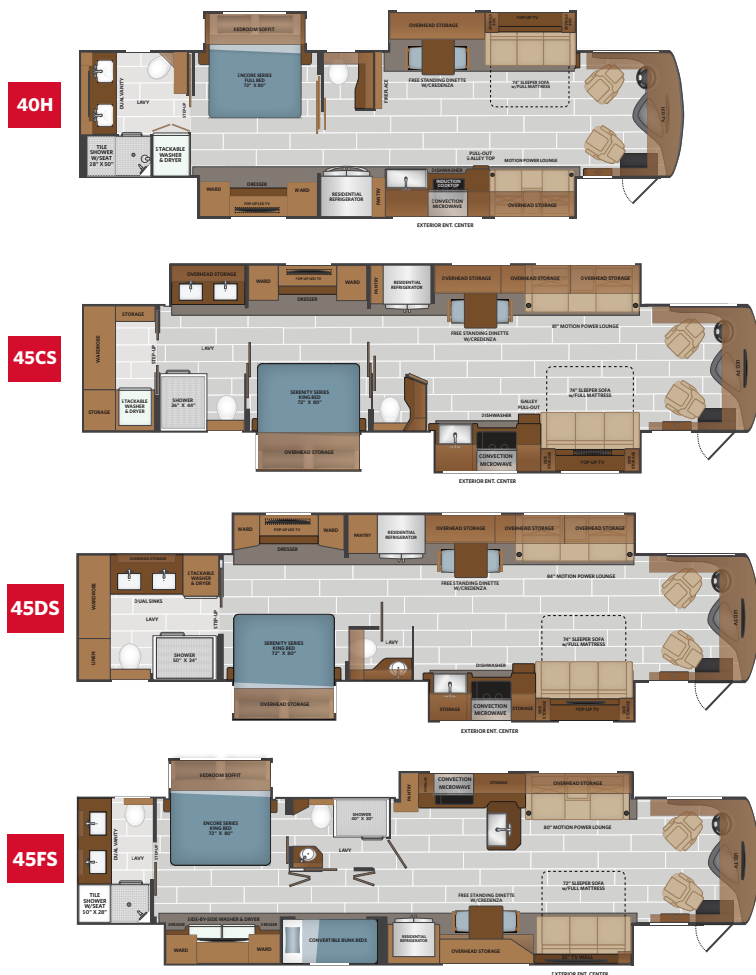
- Freightliner Custom Chassis - XCM FREEDOM BRIDGE
- On Guard™
(ACC/ETC,RSS,ATC, Collision mitigation & Integrated Mobileye)
- Freedom Drive™
- Cummins ISL9 450HP/1250 lb.ft. torque w/jake brake
- Side radiator cooling system
- 150 Gallon fuel tank
- Dual DEF Fill
- 240V Alternator
- 315/80 Michelin Tires w/TPMS
- BrakeSync

INTERIOR

- Solid hardwood cabinetry
- Heated porcelain tile floor
- Solid surface countertops
- Residential-style Apex Custom Furniture
- Villa driver passenger seats w/integrated seatbelts
- Residential appliances
- XL custom hand laid tile showers
- Stackable washer/dryer (40H, 45CS, 45DS)
- Side-by-Side washer/dryer (45FS)
- All black hardware
- New pivot door (mid-bath)

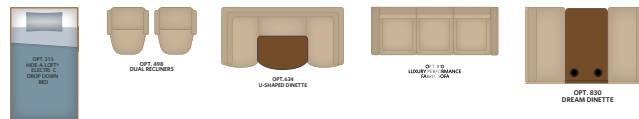
EXTERIOR

- Custom 4 color full body paint
- Roofline integrated box awnings
- 450D AquaHot®
- 10KW QD Onan generator
- 6 AGM HE batteries
- Oversized luggage bays
- Oversized luggage trays
- Top Mount Wiper System




AVAILABLE OPTIONS


- Hide-A-Loft™ Electric Drop Down Bed
- Dream Dinette
- U-Shaped Dinette (45CS)
- Dual Recliners (45CS, 45DS)
- Mid Ship TV (40H)
- Blindspot Detection
- 2nd full day 90" slideout Tray
- AC's w/Condensation Pump
- Heated Tile Flooring Rear
- Starlink System
- Exterior Freezer
- Technology Package
- Roof Mounted Patio Awning 2nd Doorside
- Chrome Hardware



BERKELY



HORIZON



MYSTIC MOON



CHASSIS

MODEL	40H	45CS	45DS	45FS
Wheelbase	272"	317"	317"	317"
Front GAWR (lbs)	16,000	16,000	16,000	16,000
Rear GAWR (lbs)	20,000	20,000	20,000	20,000
Tag GAWR (lbs)	10,000	10,000	10,000	10,000
GCWR (lbs)	61,000	61,000	61,000	61,000
Hitch Rating Weight (lbs)	15,000	15,000	15,000	15,000
Tongue Weight (lbs)	1,500	1,500	1,500	1,500
Fuel Capacity (gal)	150	150	150	150

DIMENSIONS & CAPACITIES

MODEL	40H	45CS	45DS	45FS
Overall Length	41' 0"	44' 8"	44' 8"	44' 8"
Overall Height	12' 10"	12' 10"	12' 10"	12' 10"
Overall Width*	102"	102"	102"	102"
Interior Height*	84"	84"	84"	84"
Interior Width*	96"	96"	96"	96"
Patio Awning Width	19' 8"	19' 8"	19' 8"	19' 8"
Interior Storage (cu. ft.)	140	250	238	238
Exterior Storage (cu. ft.)	160	172	172	172
Fresh Water Capacity (gal)	100	100	100	100
Grey Water Capacity (gal)	75	75	75	75
Black Water Capacity (gal)	50	50	50	50

FREEDOM BRIDGE CHASSIS

Model: Freightliner® Custom Chassis - XCM
 Engine: Cummins L9, 450HP
 Torque: 1250 lb.-ft.
 Transmission: Allison® 3,000 MH 6-Speed
 Alternator: Delcom Remy 240 Amp



*Overall Width, interior height and width measured with slide-box in.

EXTERIORS

